

INCREIBLE ENGLISH

Class Book

3



Sarah Phillips
Michaela Morgan

OXFORD

INCREDIBLE ENGLISH

Class Book

3

	The Incredible Club	2
1	Hello, kids!	3
2	Saturday morning	11
3	Camping	19
4	Looking at animals	27
5	At the supermarket	35
6	Our town	43
7	At the sports centre	51
8	Uncle Bill	59
9	The circus	67
	Festivals	75
	Children around the world	78

Sarah Phillips
Michaela Morgan

OXFORD
UNIVERSITY PRESS

THE INCREDIBLE CLUB

1 Listen and find. 1.1



Name: Archie Taylor
Age: 8
Birthday: 29th October
Phone number: 783066



Name: Finn Cooper
Age: 9
Birthday: 3rd February
Phone number: 814452



Name: Jazmin Patel
Age: 9
Birthday: 13th June
Phone number: 759163



Name: Molly Finch
Age: 8
Birthday: 31st July
Phone number: 820781



Name: Luke Finch
Age: 10
Birthday: 22nd April
Phone number: 820781



Name: Eve Wilkins
Age: 18
Birthday: 8th January
Phone number: 704956

2 Make finger puppets. Ask and answer.



What's your name?

How old are you?

When's your birthday?

What's your phone number?



I'm Jazmin Patel.

I'm nine.

It's on the thirteenth of June.

It's 759163.

1

Hello, kids!

1 Look, listen and repeat. 🔊 1.2 2 Listen and find. 🔊 1.3



- | | | | | |
|----------|-----------|------------|----------------|------------|
| 1 watch | 2 cards | 3 football | 4 magazine | 5 umbrella |
| 6 sweets | 7 glasses | 8 cat | 9 rollerblades | 10 bag |

3 Ask and answer.

I've got sweets.

I've got sweets and a magazine.

I've got sweets and a magazine and a cat.

Scat, cat!

1 At the clubhouse ...



2



3



4



5



6

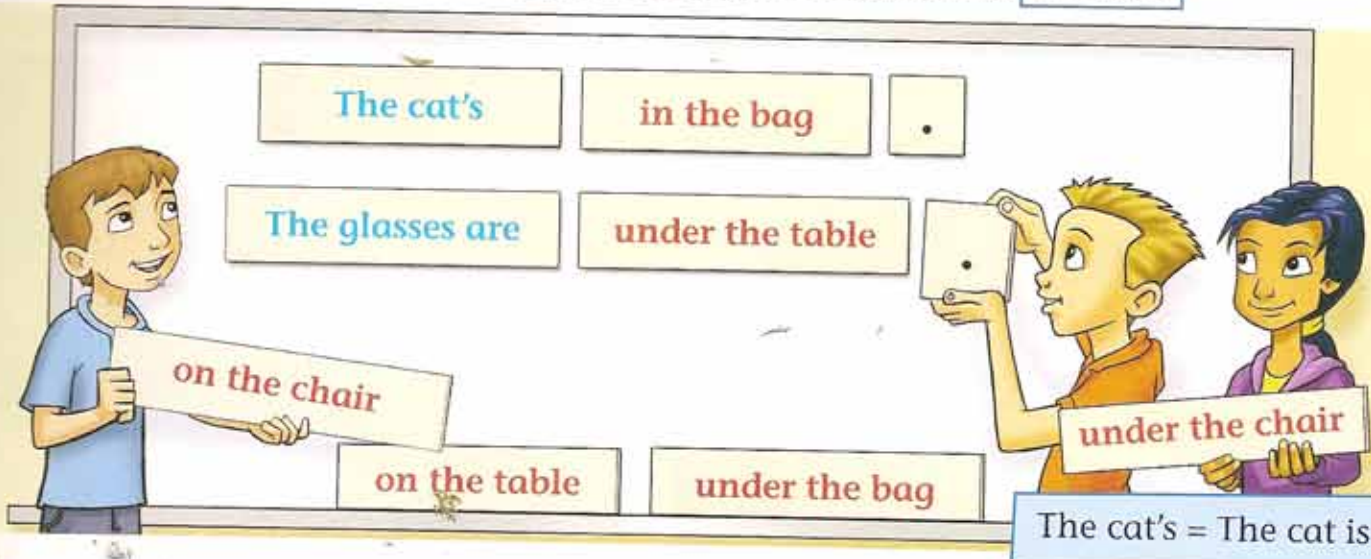




5 Read and find the picture.

- a The cat is wearing the glasses.
- b Eve can't find her bag.
- c Eve says 'hello' to the children.
- d The cat is a member of the club now.
- e Eve can't find her glasses.
- f Luke can see the bag.

6 Which sentence is in the story? Make more sentences. PMB page 6



7 Listen and say which picture. 1.7



8 Play the game.

The cat's on the table.
The glasses are in the bag.


Picture 4?

Yes!

The cat's on the chair.
The glasses are under the table.

Picture 3?

Yes!

9 Read and write the missing words. 

EVERY DAY IS A SPECIAL DAY AT THE INCREDIBLE CLUB!

Monday afternoon:

Sports Special

Play football and table tennis! Learn a new sport.



Tuesday afternoon:

Reading Adventure

Listen to a story! Discover new books!

Wednesday afternoon:

Computer Carnival

Play on the computers! Learn about the internet!



Friday afternoon:

Music Mania

Listen to your favourite bands! Come to the disco!



Saturday afternoon:

Terrific Trips

Come on outings with us. Discover your town.



Come and join the club!

1



I love the internet.
My favourite day is _____.

2



I like outings.
My favourite day is _____.

3



I love sport.
My favourite day is _____.

4



I love music.
My favourite day is _____.

5



I like stories.
My favourite day is _____.

10 Listen to the song. Then sing.  1.9

song



Join our club and have some fun.
It's a place for everyone!

Do you like reading? Yes, we do!
Do you like playing? Yes, we do!
We've got books and games for you!

Do you like music? Yes, we do!
Do you like outings? Yes, we do!
We've got songs and trips for you!


Join our club and have some fun.
It's a place for everyone!



Telling the time

Learn to tell the time in English

11 Look, listen and repeat. 1.10



It's seven o'clock.



It's quarter past seven.



It's half past seven.



It's quarter to eight.

12 Listen, read and answer. 1.11

We measure time in hours, minutes and seconds.

Listen. How many seconds is this?

60 seconds = 1 minute

60 minutes = 1 hour

24 hours = 1 day



We tell the time with clocks. This is a digital clock.
What's the time?



This clock has got a face and two hands. The big hand shows minutes and the small hand shows hours.

Point to the big hand. Point to the small hand. What's the time?



This clock has got three hands. The red hand shows seconds. It moves very fast. What's the time?

13 Read and find the clocks.

- 1 This clock says eleven o'clock.
- 2 This clock has got three hands.

- 3 This clock is a digital clock.
- 4 This clock has got two hands.



15 Point to the clocks.
Ask and answer.

What's the time?

It's half past ten.

Talk about it!

What's the time? It's **five** o'clock.
It's quarter past **eight**.
It's half past **ten**.
It's quarter to **two**.

1 Cut out.

2 Attach the hands.

3 Write.

4 Talk about your day.

17 Listen, find and repeat. 1.14 18 Listen and say the chant. 1.15

I



kitten

D



dog

chant



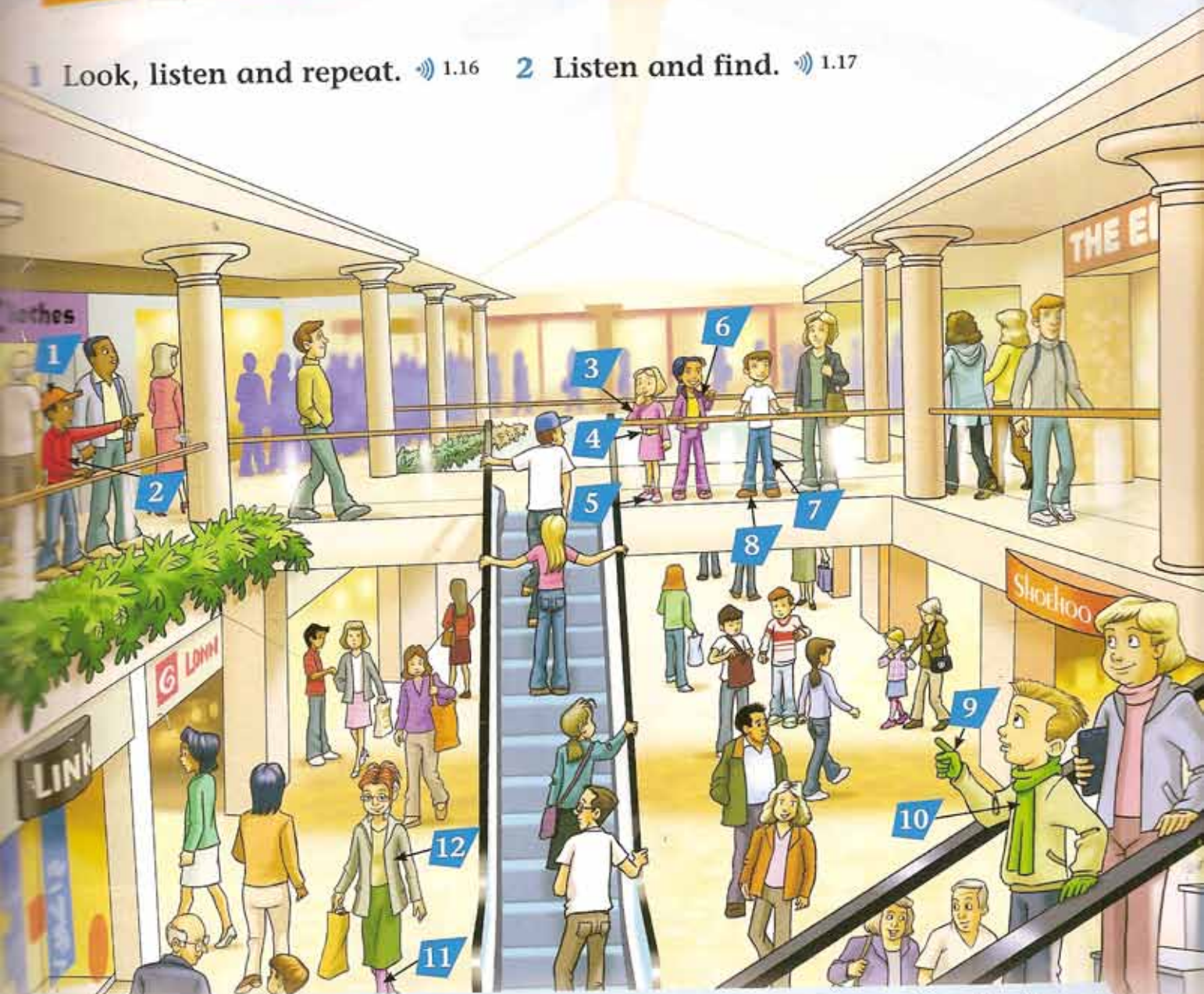
He's got a kitten.
She's got a dog.
He's got a fish.
And she's got a frog!
She's got a yoghurt.
He's got a drink.
She's got a chocolate.
And he's got a mint!



2

Saturday morning

- 1 Look, listen and repeat. 1.16 2 Listen and find. 1.17



- | | | | | | |
|------------|---------|----------|----------|------------|-------------|
| 1 cap | 2 shirt | 3 dress | 4 belt | 5 trainers | 6 tracksuit |
| 7 trousers | 8 shoes | 9 gloves | 10 scarf | 11 tights | 12 coat |

- 3 Ask and answer.

What's Molly wearing?

She's wearing a pink dress and trainers.

The autograph

1 At the shopping centre ...



Five minutes later ...

A red jacket ...
Look, he's over there!

Oh, yes!

8

Hello! Can we have
an autograph?

An autograph? OK!

That's not Rick!

9

Here you are. You can
have a CD too.

Thanks!


Oh. It's a
Glitter Girls CD!

Yes, I'm their
manager.

10


Brilliant!

Fantastic!


5 Read and write *true* or *false*. 

- 1 Jazmin has got a new CD.
- 2 Rick has got a red jacket.
- 4 Molly can see Rick.
- 7 Jazmin can see a man with a red jacket.
- 8 The man is Rick.
- 9 Luke has got a Glitter Girls CD.
- 10 Molly is happy.


6 Which question is in the story? Make more questions. PMB page 11



her dress



his trousers



her tights

What colour's

his jacket

?

What colour are

her shoes

?

his shoes

What colour's ...? = What colour is ...?

7 Listen and say which picture. 1.20

1



2



3



4



8 Play the game.

What colour's her dress?


It's red.

What colour are his trousers?

They're black.

Picture 1?

Yes!



It's = It is
They're = They are

9 Read and answer the questions.

Jo's snack bar Menu	
Coffee	80p
Tea	60p
Milkshake (chocolate, strawberry, banana)	90p
Sandwiches (cheese, chicken, tuna)	£1.50
Cake (chocolate, carrot)	£1.00

Pete's snack bar Menu	
Milkshake (chocolate, vanilla)	£1.00
Juice (apple, orange)	75p
Coffee	£1.00
Cake (coffee, chocolate)	£1.20
Biscuits	30p

- 1 Where can you buy a cheese sandwich?
- 2 Where can you buy a banana milkshake?
- 3 Where can you buy an apple juice?
- 4 How much is coffee cake at Pete's snack bar?
- 5 How much is tea at Jo's snack bar?
- 6 How much is a vanilla milkshake at Pete's snack bar?

10 Listen to the song. Then sing. 1.23

song



We need ...

Energy to run and jump, energy to play!
Energy for sports and school, energy all day!

Yoghurt, cereal, salad, rice,
Milk and biscuits – very nice!
Apples, oranges, water, juice,
All these foods are good for you!

We've got ...

Energy to run and jump, energy to play!
Energy for sports and school, energy all day!



11 Look, listen and repeat. 1.24



rich



poor



serious



angry



happy



sad

12 Listen, read and answer. 1.25

A portrait is a picture of a person.
It can be a painting,
a drawing or a photo.



A portrait can be realistic or abstract. A realistic portrait looks like the person.
An abstract portrait looks different from the person.



This is a portrait of Sylvette by Picasso. It is a realistic portrait.



This is another portrait of Sylvette. It is an abstract portrait. Which portrait of Sylvette do you like best?



Look at these portraits. Which portrait is realistic? Which portrait is abstract?



13 Look at the portraits of Sylvette. Write *true* or *false*. 1.26

- 1 She has got long hair.
- 2 The realistic portrait is a photo.
- 3 The abstract portrait is a painting.
- 4 She is happy in the portraits.

14 Listen and say which portrait. 1.26

1



2



3



4



5



6



15 Talk about the portraits.

I like this portrait. It's a man. I think it's a painting.

I think he's angry.

Talk about it!

It's a **woman**.

man boy girl

I think it's a **photo**.

painting drawing


I think she's **sad**.

serious rich angry
poor happy

16 Make a portrait. PMB page 13



1 Draw and colour.



2 Write.

17 Listen, find and repeat. 1.27

18 Listen and say the chant. 1.28

3:



purple



Put on your skirt, your purple skirt.
Put on your shirt, your purple shirt.
Purple skirt, purple shirt.
Now you're looking good!

Put on your dress, your yellow dress.
Put on your belt, your red belt.
Yellow dress, red belt.
Now you're looking good!

e



yellow




chant

3

Camping

1 Look, listen and repeat. 1.29 2 Listen and find. 1.30



- | | | | | | |
|-----------|--------|----------------|---------|----------|---------------|
| 1 torch | 2 comb | 3 sleeping bag | 4 teddy | 5 pillow | 6 pyjamas |
| 7 blanket | 8 mat | 9 sunglasses | 10 book | 11 towel | 12 toothbrush |

3 Ask and answer.

Is the comb on the table?

Yes.

Are the pyjamas under the bed?

No.

Camping at the club

1 In the clubhouse garden ...




2



3



4





5



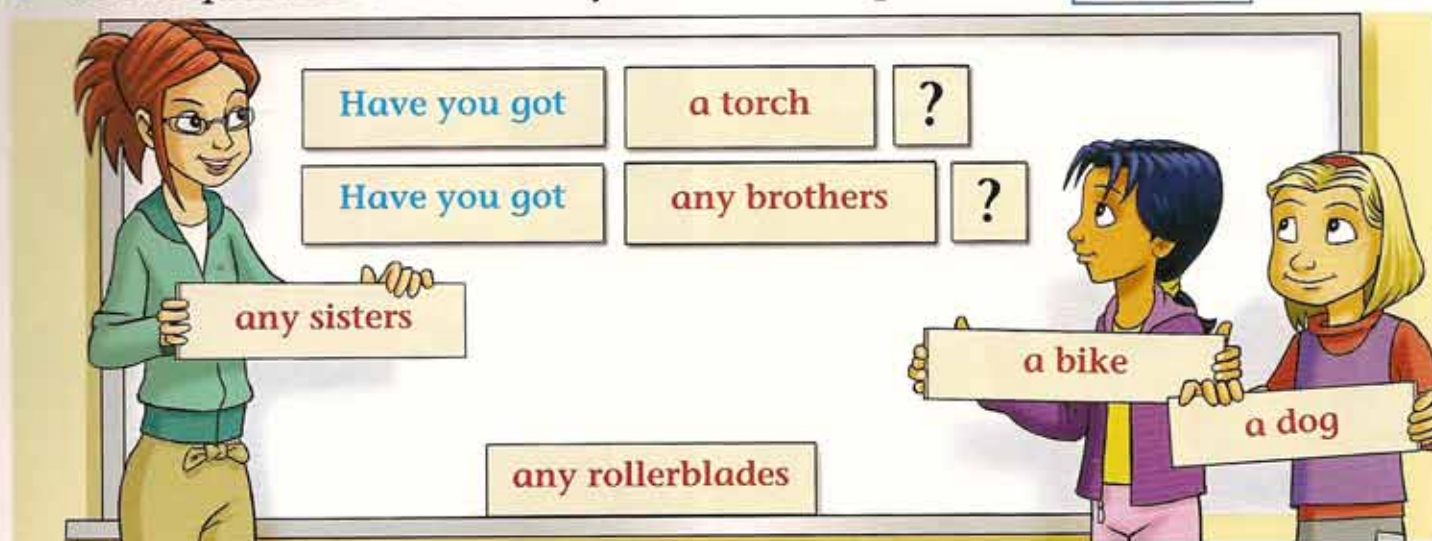
6














5 Read and write *true* or *false*.

- 2/ Finn's teddy is missing.
- 3/ Jazmin likes the dark.
- 5/ Luke is scared of an owl.
- 7/ Molly and Jazmin are in the tent.
- 8/ Finn is scared.
- 9/ Finn can see a crocodile.
- 10/ Finn isn't scared now.



7 Listen and say who. 1.33

						
	✓	✗	✓	✗	✓	✗
	✗	✓	✗	✓	✓	✗
	✗	✗	✓	✓	✓	✓

8 Ask and answer. Talk about yourselves.



9 Read and find the pictures. Then answer the questions about a, b and c.

a

**THE INCREDIBLE CLUB
CERTIFICATE**

for Archie Taylor
for a very tidy tent
Well done!

Signed: Eve Wilkins
Date: 24th September

b

**The Park Road Club
Certificate**

for Simon Price
for a fantastic hat
Well done!

Signed: Rob Hall
Date: 13th March

c

**The Riverside Club
Certificate**

for Clare Jones
for learning to swim
Congratulations!

Signed: Helen Clarke
Date: 8th June



- 1 Which club is the certificate from?
- 2 Who is it for?
- 3 What is it for?

10 Listen to the song. Then sing. 1.35



I can cook ... I can draw.
I like music ... I like sport.
I'm happy ... I'm happy.
I'm happy to be me!

I've got blue eyes ... Mine are green.
I like yellow ... I like pink.
I'm happy ... I'm happy.
I'm happy to be me!

I can sing ... I can dance.
I like reading ... I like art.
I'm happy ... I'm happy.
I'm happy to be me!



song

Describing music

Learn to say what music sounds like

11 Look, listen and repeat. 🔊 1.36



high



low



fast



slow



loud



quiet

12 Listen, read and answer. 🔊 1.37

Music can be high or low. Is this high or low? 🎵 And this? 🎵

Music can be fast or slow. Is this fast or slow? 🎵 And this? 🎵

Music can be loud or quiet. Is this loud or quiet? 🎵 And this? 🎵



bear



monkey



mouse

Some music sounds like animals!
Listen to this music. It is low, slow and loud. 🎵

Does it sound like an animal?
Which animal?

Listen to this music. It is high, fast and quiet. 🎵

Does it sound like a different animal?
Which animal?


13 Listen and write a or b. 🔊 1.38




- | | | |
|-----------------|--------|----------|
| 1 This music is | a loud | b quiet. |
| 2 This music is | a fast | b slow. |
| 3 This music is | a high | b low. |

14 Listen and find the animals. 🔊 1.39

elephant



horse



lion



parrot



snake



hen



15 Listen. Talk about the music. 🔊 1.40

It's loud.

And it's slow.

I think it sounds like an elephant.

Talk about it!

It's **fast**. And it's **high**.

I think it sounds like a **hen**.

low slow quiet loud

a lion

a snake

an elephant

a parrot

a horse



1 Draw and colour.

2 Imagine the music and write.




3 Make music.



17 Listen, find and repeat. 1.42

18 Listen and say the chant. 1.43



chant



I've got a **book**, I've got a **hook**,
I've got a **foot** in my bag.
Who put a **book**, who put a **hook**,
Who put a **foot** in my bag?

I've got a **torch**, I've got a **ball**,
I've got a **horse** in my bag.
Who put a **torch**, who put a **ball**,
Who put a **horse** in my bag?



4

Looking at animals

- 1 Look, listen and repeat. 2.1 2 Listen and find. 2.2



- | | | | | | |
|----------|----------------|---------|-------------|---------------|-----------|
| 1 ant | 2 tortoise | 3 snake | 4 butterfly | 5 canary | 6 parrot |
| 7 lizard | 8 stick insect | 9 snail | 10 fish | 11 guinea pig | 12 rabbit |

3 Ask and answer.

Do you like guinea pigs? Yes.

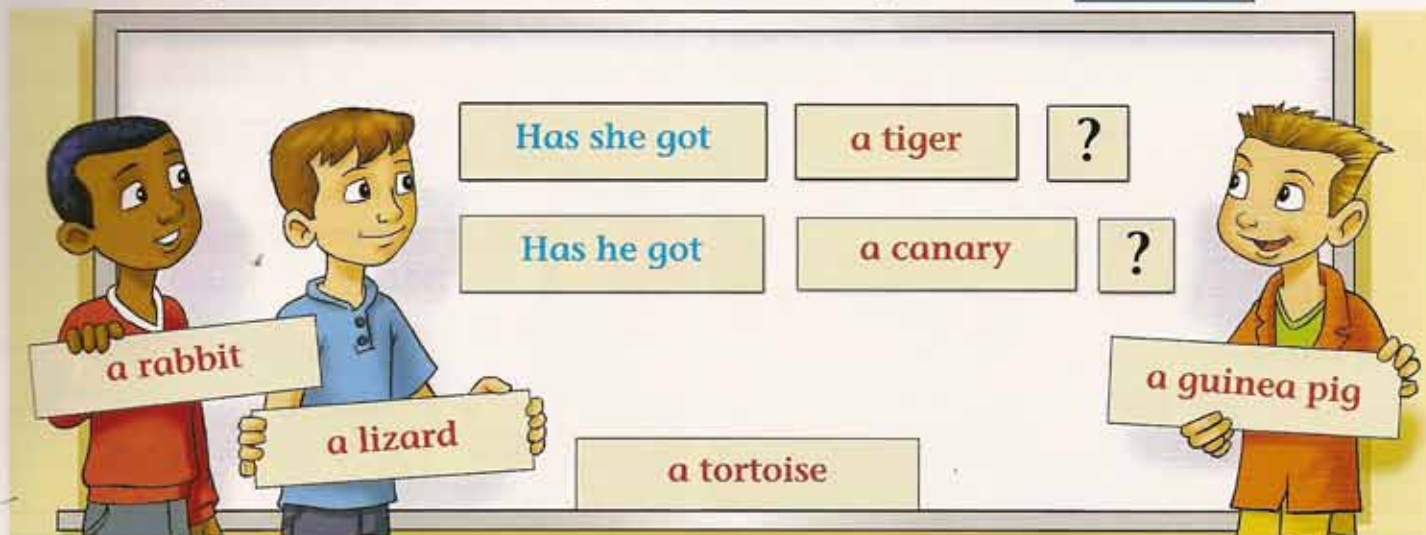
Do you like fish? No.

Reptile rescue



6 Which question is in the story? Make more questions.


PMB page 21



7 Listen and say which picture. 2.5

8 Play the game.





5 Read and find the picture.


- a Camilla is on the table. 8
- b The chameleon is stripy now. 10
- c Molly can see Camilla on a plant. 6
- d The children arrive at the reptile centre. 1
- e Molly wants to hold Camilla. 9
- f The children are looking at the animal pictures. 2
- g Archie and Luke are looking at the python. 7

9 Read and find the picture. Then answer the questions about a or b.

a

Hi Mum,
I'm at the reptile centre.
It's great. This is Camilla
the chameleon. She's my
favourite animal. She can
change colour!
See you soon.
Loves
Molly.


Mrs S. Finch,
32 Green Street,
Middleton
MM1 2CF




b

Hi Dad,
I'm at the zoo. It's brilliant.
This is a crocodile.
It's my favourite animal.
It's got lots of teeth.
See you soon.
Love,
Jazmin

Mr S. Patel,
67 Park Road
Middleton
MM9 8GJ



- 1 Who is the postcard for?
- 2 What is the address?
- 3 Who is the postcard from?
- 4 Where is she?
- 5 What is on the picture?

10 Listen to the song. Then sing. 2.7

song



Parrots fly in the jungle,
Penguins swim in the sea,
Ants crawl in the long, long grass,
It's all one world, for them and me.

It's all one world, all one world.
It's all one world, for them and me.

Eagles fly in the mountains,
Bats sleep in the trees,
Rabbits run in the big, green fields,
It's all one world, for them and me.

It's all one world, all one world.
It's all one world, for them and me.



Insects

Learn to identify an insect

11 Look, listen and repeat. 2.8

12 Listen and say the insect. 2.9

fly



bee



ladybird



grasshopper



dragonfly



butterfly



stick insect



ant



13 Describe and guess.

It's red and black.
It's got big wings. It can fly.

The ladybird?

Yes!

Talk about it!

It's **green**.

brown yellow red

It's got **long** legs.

short legs four wings


big wings a green head

a yellow body

It can **fly**.


jump

It can't **sting**.

14 Do the quiz. Use the text to help you. 

INSECT QUIZ

- 1 How many parts has an insect's body got?
- 2 How many legs has an insect got?
- 3 Is a spider an insect?
- 4 Do insects lay eggs?

15 Listen, read and check your answers.  2.10

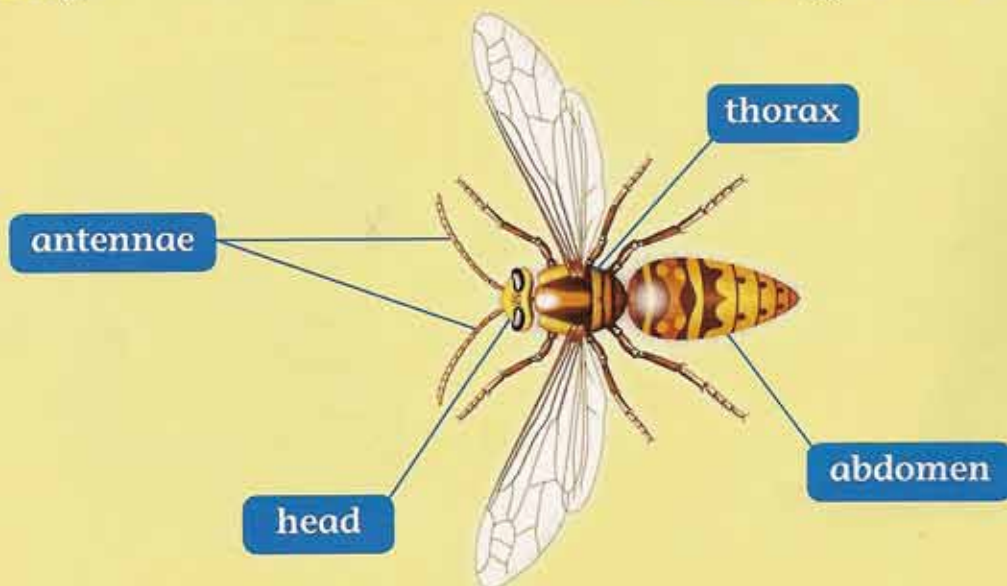
All insect bodies have got three parts:
the head, the thorax and the abdomen.

The eyes, mouth and antennae are on the head. The legs and wings are on the thorax.

All insects have got six legs. A spider isn't an insect, because it has got eight legs.

Some insects have got wings, and some haven't got wings. Some have got four wings and some have got two wings.

All insects lay eggs. They lay lots of eggs. A queen bee can lay about two thousand eggs in one day!



16 Invent an insect.

PMB page 23

1 Draw.

2 Colour.

3 Name your insect.

3 Write.

17 Listen, find and repeat. » 2.11

18 Listen and say the chant. » 2.12

æ



rabbit



Clap, clap, clap!
Jump, jump, jump!
Stamp, stamp, stamp!
Run, run, run!

Jump, monkey, jump!
Run, puppy, run!
Stamp, rabbit, stamp!
Clap, everyone!

Clap, clap, clap!
Jump, jump, jump!
Stamp, stamp, stamp!
Run, run, run!

ʌ



monkey



chant

5

At the supermarket

- 1 Look, listen and repeat. 2.13 2 Listen and find. 2.14



- | | | | | | |
|-----------|----------------|----------|----------|--------------|-------------|
| 1 flour | 2 eggs | 3 cheese | 4 butter | 5 biscuits | 6 broccoli |
| 7 spinach | 8 strawberries | 9 sugar | 10 cocoa | 11 asparagus | 12 coconuts |

3 Ask and answer.

How much is flour?

90p.

How much are strawberries?

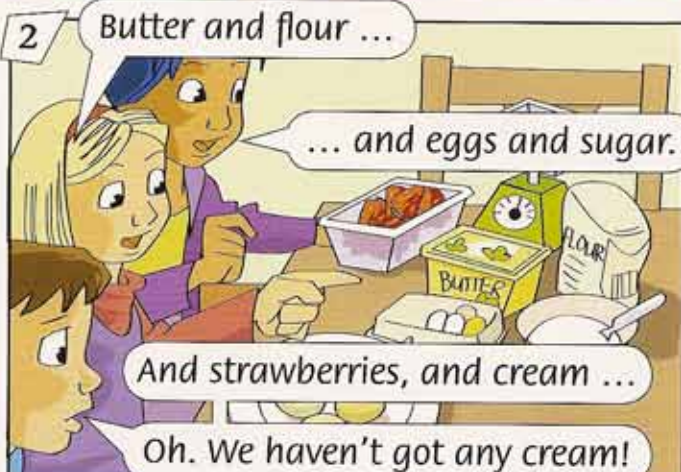
£1.50.

A surprise for Finn

1 At the clubhouse ...




2 Butter and flour ...



3 In the supermarket ...




4 In the toy shop ...




5



6 Later, back at the clubhouse ...



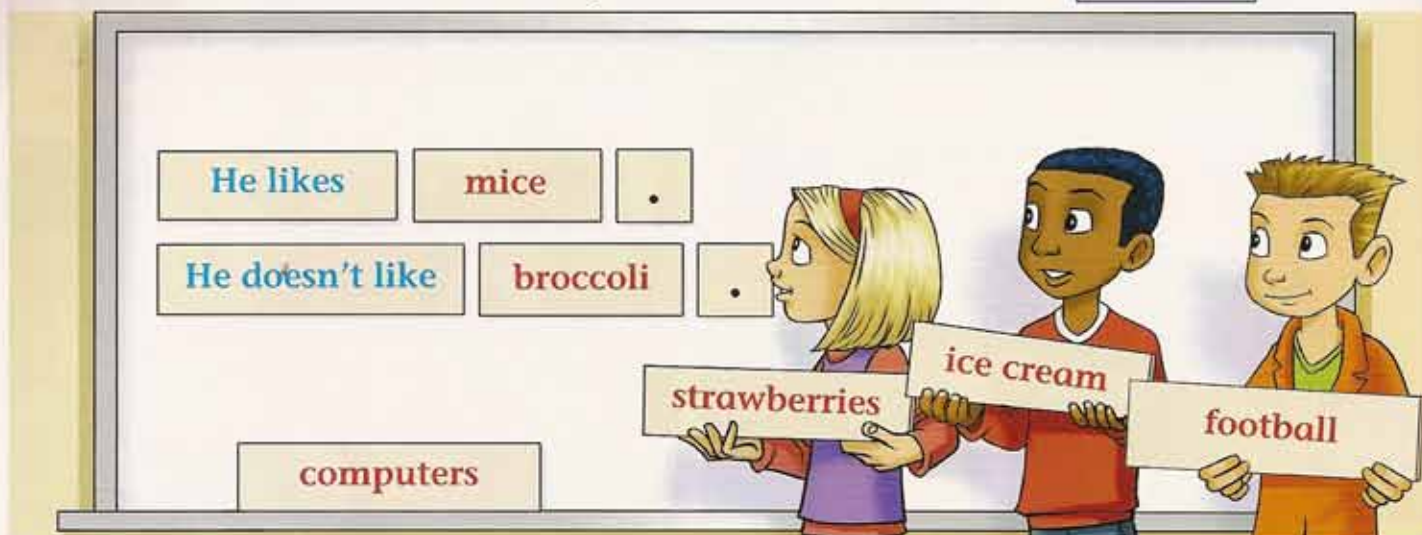


5 Read and write *true* or *false*.

- 1 It's Luke's birthday today. *false*
- 2 The children haven't got any cream. *true*
- 3 They are in the supermarket. *true*
- 4 They choose a mouse for Finn. *true*
- 5 Coco wants the mouse. *true*
- 6 Coco wants the cake. *false*
- 7 The cake is on the table. *false*



6 Which sentence is in the story? Make more sentences.


PMB page 26






7 Listen and say which boy. 2.17



8 Play the game.



1  

2  

3  

4  

5  

6  

He likes mice.
He doesn't like computers.

Number 3?

Yes.

He likes broccoli.
He doesn't like mice.

Number 6?

Yes.

9 Read and match.

Banana milkshake

You need:

- 1 glass of milk • 1 banana
- 1 scoop of ice cream • some sprinkles
- and
- a bowl • a fork • a big jar • a big glass



e Put the milk in the jar.

d Shake!

c Mash the banana and the ice cream.

a Put the milkshake in the glass. Add sprinkles.

b Put the banana and the ice cream in the jar.

10 Listen to the song. Then sing. 2.19

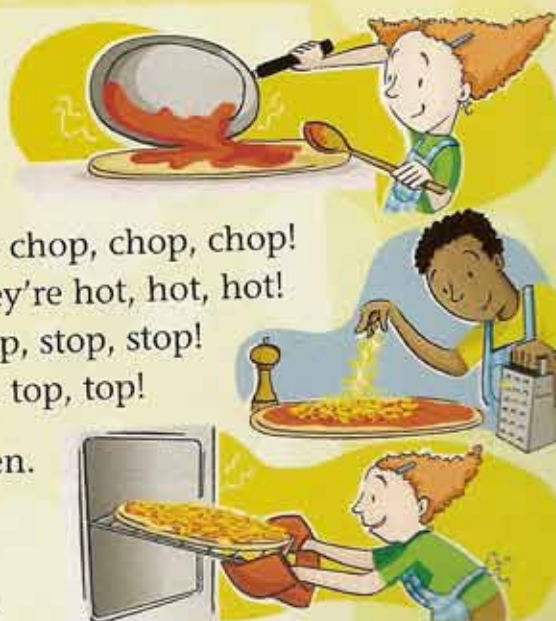
song



I'm cooking in the kitchen.
Come and cook with me.
I'm cooking in the kitchen,
Making pizza for our tea.

Come and chop tomatoes – chop, chop, chop!
Cook them in the pan – they're hot, hot, hot!
Put them on the pizza – stop, stop, stop!
Now put the cheese on top, top, top!

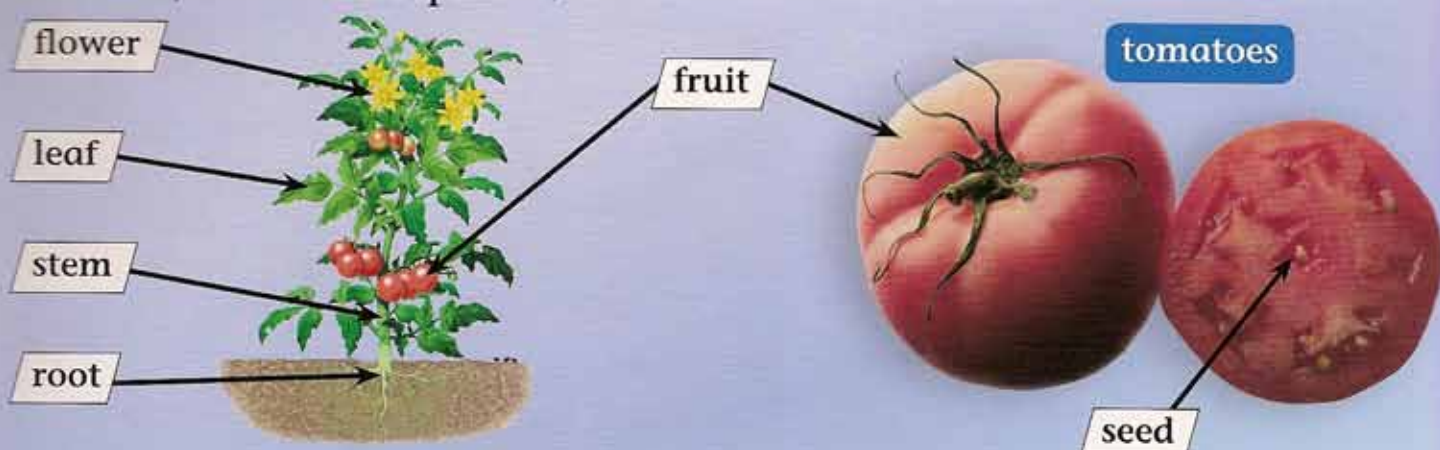
We're cooking in the kitchen.
Having lots of fun.
The pizza's in the oven,
Now it's teatime everyone!



Fruit and vegetables

Learn to identify parts of plants

11 Look, listen and repeat. 🎧 2.20



12 Read and match. Use the text to help you. 📖

- | | |
|--------------------------|----------------|
| 1 Tomatoes are | a cocoa beans. |
| 2 Beans are | b fruit. |
| 3 Chocolate is made from | c pods. |
| 4 Vanilla is made from | d seeds. |

13 Listen, read and check your answers. 🎧 2.21

Plants give us food.

A tomato is a fruit. We eat tomatoes in salads, soups and sauces.



Here is a bean plant. The beans are in pods. A pod is a fruit and the beans are seeds.



These are cocoa beans in a cocoa pod. We use cocoa beans to make chocolate.




These are vanilla pods. We use vanilla pods to make vanilla.

We use chocolate and vanilla in ice cream, drinks and yoghurt. There is vanilla in some candles too!

14 Listen, find and say the plant parts. 2.22



strawberries



carrots



asparagus



lettuce



spinach



broccoli



rice

15 Ask and answer.

What are tomatoes?

Fruit.

What are **tomatoes**?

What is **lettuce**?

Leaves.

Talk about it!

beans carrots strawberries

asparagus spinach

broccoli rice


seeds fruit flowers

leaves roots


16 Make a fruit and vegetable book. PMB page 28



1 Make the book.



2 Draw and colour.





3 Write.

4 Make the cover.



17 Listen, find and repeat. 2.24 18 Listen and say the chant. 2.25



chant

Pasta for my sister,
Tuna for my brother,
Butter for my father,
Sugar for my mother!

Paper for my sister,
Scissors for my brother,
Rulers for my father,
Rubbers for my mother!

6

Our town

- 1 Look, listen and repeat. 2.26 2 Listen and find. 2.27



- 1 cinema 2 swimming pool 3 school 4 park 5 restaurant 6 library
7 supermarket 8 shopping centre 9 car park 10 post office 11 bus station

3 Ask and answer.

Where's the bus station?

It's next to the post office.

The visitors

1 At the bus station ...



2 Welcome to Middleton.



3 Look! There's the toy shop!



4 This is the park. Look. There's a slide.



5 In our park, there are eight swings ...



6 Here's the train station. It's big!




7 Back at the clubhouse ...



8 Oh, a computer! Let's play on the computer.



9 At our club we've got SIX computers.



10 We've got ...



5 Read and find the picture.

- a The children look at the toy shop.
- b The visitors want to play on the computer.
- c They meet Coco.
- d They look at the park.
- e Eve is cross.
- f The children say 'hello'.
- g They look at the train station.

6 Which sentence is in the story? Make more sentences.

PMB page 31

The illustration shows three children standing in front of a large board. The board has several boxes with text: "There's", "a slide", ".", "There are", "lots of trees", ".", and "a swimming pool". The children are holding signs that say "three swings", "a restaurant", and "two cats". A blue box at the bottom right says "There's = There is".

7 Listen and say which picture. 2.30

8 Play the game.



There's a swimming pool.
There are lots of trees.

Picture 4?

Yes!

There's a slide.
There are two cats.

Picture 3?

Yes!

9 Read and write the missing words. Then answer the questions.



a

Welcome to the Supermarket
 You can buy all your food here.
 And we've got a big car park.
 Opening times: 8.00 am – 8.00 pm

b

Welcome to the Swimming Pool
 We've got classes for adults, children
 and babies. Don't forget your towel.
 Opening times: 7.00 am – 9.00 pm

c

Welcome to the Library
 Come and read books here!
 We've got comics, DVDs and CDs too.
 Opening times: 10.00 am – 10.00 pm

- 1 It's half past eight in the morning. Which places are open?
- 2 It's half past eight in the evening. Which places are open?
- 3 It's three o'clock in the afternoon. Which places are open?

10 Listen to the song. Then sing. 2.32

song



Don't drop rubbish at your feet.
 Don't drop rubbish on the street.
 Put your rubbish in the bin.
 Find a bin, find a bin,
 Find a bin to put it in!

Don't drop rubbish on the grass.
 Don't drop rubbish on the path.
 Don't drop that banana skin!
 Find a bin, find a bin,
FIND A BIN TO PUT IT IN!



Maps


Learn to find places on a map.

11 Look, listen and repeat. 2.33

12 Listen, read and answer. 2.34



path



bridge

river



shop

picnic area



beach



wood

Here is a map of Adventure Island. The key has symbols for the places on the island. How many symbols are there?

Here is the symbol for a picnic area.

Can you find the picnic area on the map?

Find the symbol for a beach. How many beaches are there on the island?

Find the symbol for a bridge. Can you find two bridges? Where can you cross the river? Where can you cross the sea?

You can't drive a car on the island, but you can walk and ride a bike. There are three paths.

What colour are the paths that go to the beach?

13 Read and find the paths. Red, green or brown?

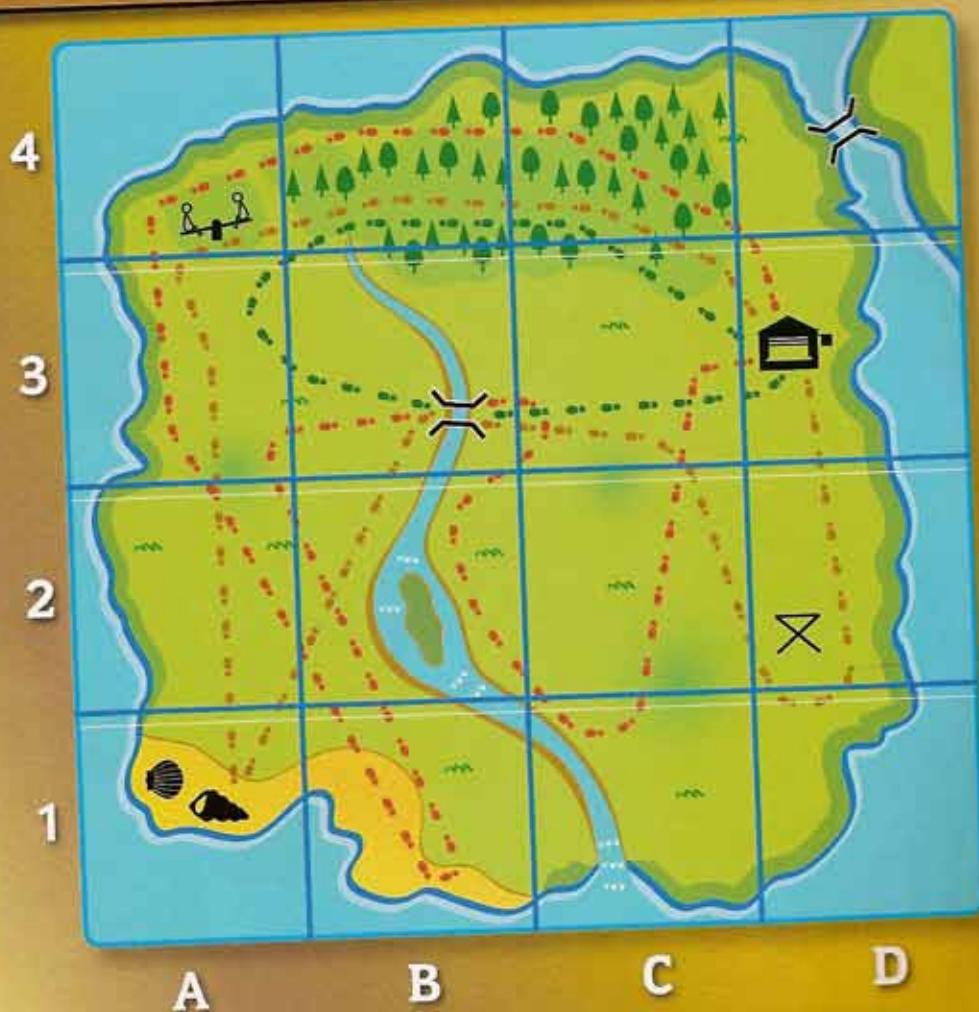
- 1 Start at the shop. Walk to the wood. Walk to the bridge. Cross the river. Return to the shop.
- 2 Start at the shop. Walk to the picnic area. Walk to the bridge. Cross the river. Walk to the beach. Walk to the park. Walk to the wood. Return to the shop.

14 Look at the map. Listen and find. 2.35

Welcome to Adventure Island!

KEY

-  paths
-  river
-  beach
-  wood
-  bridge
-  picnic area
-  shop
-  park



15 Ask and answer.

Where can you buy an ice cream?

Look.
There's a shop in D3.

Talk about it!



Where can you swim?

buy an ice cream?
cross the river?
have a picnic?
play on the swings?
climb trees?

There's a beach in A1 and B1.

bridge shop wood
park picnic area

PMB page 33



• 2.36

2.37

scooter



I like scooters!
I like cars!
I've got blue shoes!
I've got a scarf!
I like balloons!
I like guitars!
I like the zoo!
I like the park!

car



chant

7

At the sports centre

- 1 Look, listen and repeat. 2.38 2 Listen and find. 2.39

Middleton Sports Centre				
Monday	Tuesday	Wednesday	Thursday	Friday
1 4.30pm		2 4.30pm	3 4.30pm	4 4.30pm
	5 5.00pm	6 5.00pm	7 5.00pm	
8 5.30pm	9 5.30pm		10 5.30pm	11 5.30pm

- 1 baseball 2 badminton 3 gymnastics 4 hockey 5 basketball
 6 football 7 tennis 8 judo 9 chess 10 table tennis 11 volleyball

3 Ask and answer.

Is there a baseball class on Monday?




Yes.



Is there a basketball class on Friday?

No.

On the other side

1 At a country park ...



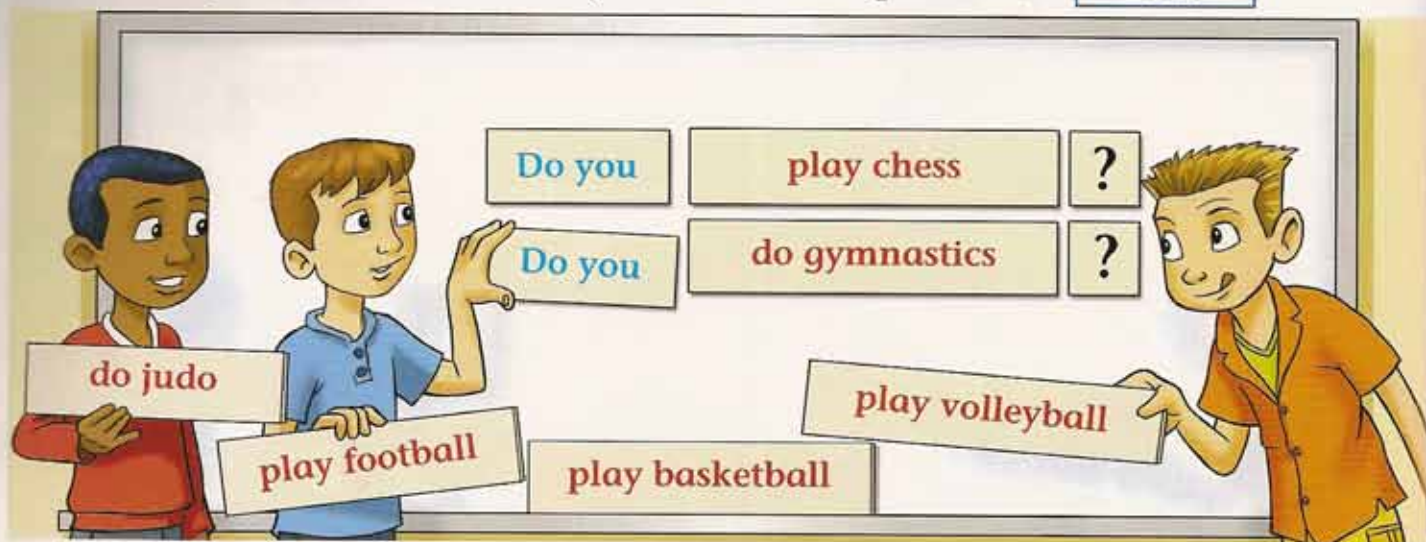


5 Read and find the picture.

- a Luke can't climb over the hedge.
- b Some old people are playing chess.
- c Eve buys the tickets for the country park.
- d Luke tells Molly to go through the hedge.
- e Molly is playing chess. The ball is next to the table.
- f Jazmin finds a hole in the hedge.
- g Jazmin throws the ball over the hedge.

6 Which question is in the story? Make more questions.


PMB page 36



7 Listen and say who. 2.42

						
	X	X	✓	X	✓	✓
	✓	X	X	✓	X	X
	X	✓	X	X	X	✓

8 Ask and answer. Talk about yourselves.



9 Read and write the places. Then answer the questions.

a

Special offer!

Three souvenirs for £2.00!

Choose from:

- yo-yos, pens
- rubbers
- marbles
- pencil sharpeners

b

Children's special

Only £3.50!

Chicken, chips and beans
Ice cream
Orange juice

c

Boat trips at 10.00am,
12.00, and 4.00pm.

Adults: £3.00

Children 6-12: £2.00

Children 5 and under: free

d

Come and feed the lambs

Feeding times are at
11.30am and 3.30pm.

Bottle of milk: £1.00



- 1 Can you find five prices?
- 2 Can you find five times?
- 3 Can you find three ages?

10 Listen to the song. Then sing. 2.45

song



There are signs in the street, there are signs at school.
There are signs in the park, there are signs at the pool.

Cross the road here!
Talk, don't shout!
Don't feed the animals!
Wash your hands now!
Walk on the right!
Don't run in the hall!
Put your rubbish in the bin!
Don't throw balls!



There are signs in the road, there are signs in the square.
There are signs in the shops, there are signs everywhere!

11 Look, listen and repeat. 2.46



12 Listen, read and answer. 2.47

Half



There are ten footballs. Half of the footballs are yellow. Half of the footballs are white. **How many white footballs are there? How many yellow footballs are there?**



There are six T-shirts. Half of the T-shirts are blue. Half of the T-shirts are yellow. **How many blue T-shirts are there? How many yellow T-shirts are there?**
We write 'half' like this: $\frac{1}{2}$

Quarters



There are eight children in the picture. A quarter of the children are boys. Three quarters of the children are girls. **How many boys are there? How many girls are there?**

We write 'a quarter' like this: $\frac{1}{4}$

We write 'three quarters' like this: $\frac{3}{4}$

13 Read and match.

- 1 What is a quarter of eight?
- 2 What is half of eight?
- 3 What is a quarter of twenty?
- 4 What is half of twenty?

- a Five.
- b Two.
- c Four.
- d Ten.

2.48

How many fans are there?

What is a quarter of eight?

What is half of eight?

What is three quarters of eight?



15 Talk about the picture

A quarter of the fans have got drums.

Talk about it!

Half of the fans have got scarves.

T-shirts hats

Three quarters of the fans are girls.

boys


A quarter of the fans have got wigs.

flags

drums.


16 Make a picture of football fans.

PMB page 38



1 Answer the questions.

2 Complete the sentences.



3 Complete the picture.

17 Listen, find and repeat. 2.49

18 Listen and say the chant. 2.50

i:



green



I can see a green tree.
I can see a grey lake.
Green tree, green cheese.
Grey lake, grey cake!

I can see a grey plane.
I can see a green sweet.
Grey plane, grey train.
Green sweet, green sheep!

ei



grey




chant

8

Uncle Bill

1 Look, listen and repeat. 3.1 2 Listen and find. 3.2



1 get up

2 have a shower

3 have breakfast

4 go to work

5 have lunch

6 leave work

7 have dinner

8 go to bed

3 Guess the times. Ask and answer.

Do you get up at seven o'clock?

Yes.

Do you go to school at nine o'clock?


No. I go to school at eight o'clock.

The ice cream machine

1 At the club fête ...



2



3




4




5 Half an hour later ...



6

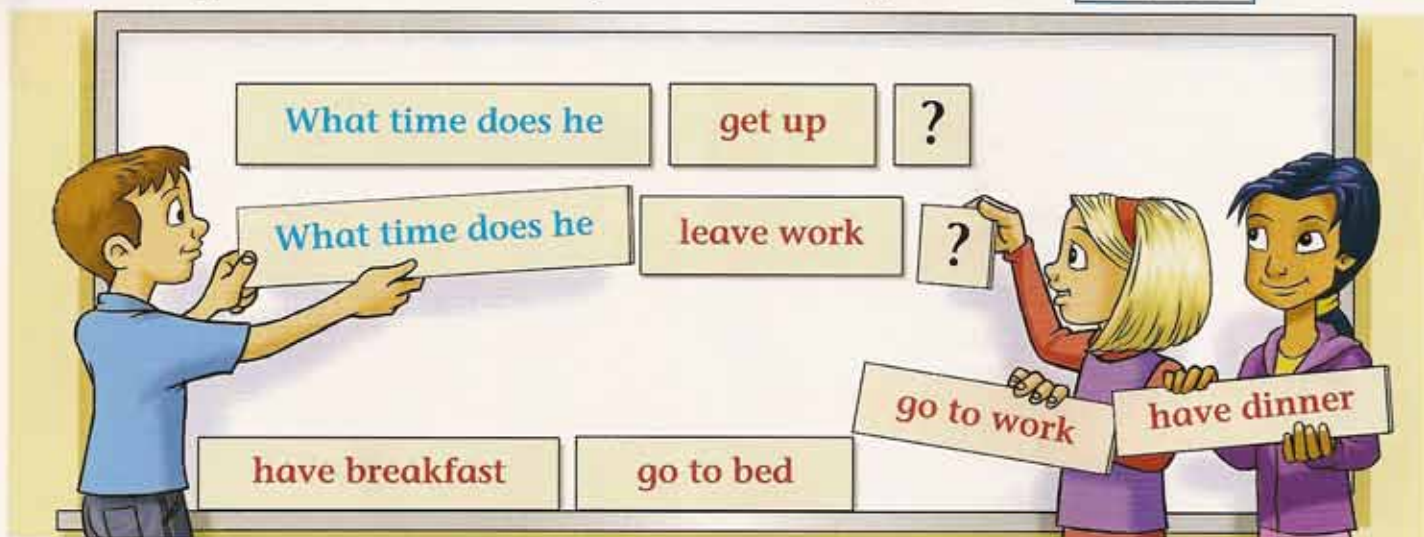




- 1/ The children are at the fête.
- 2/ Uncle Bill is at school.
- 4/ There are no cars on the road.
- 5/ Uncle Bill arrives in a van.
- 8/ The machine is very quiet.
- 9/ The machine makes lots of milkshake.
- 10/ Everyone is happy with their ice creams.

6 Which question is in the story? Make more questions.

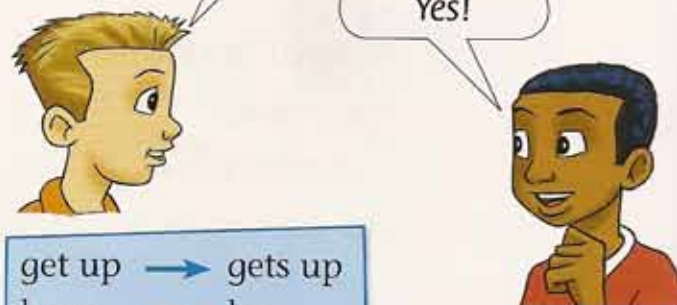
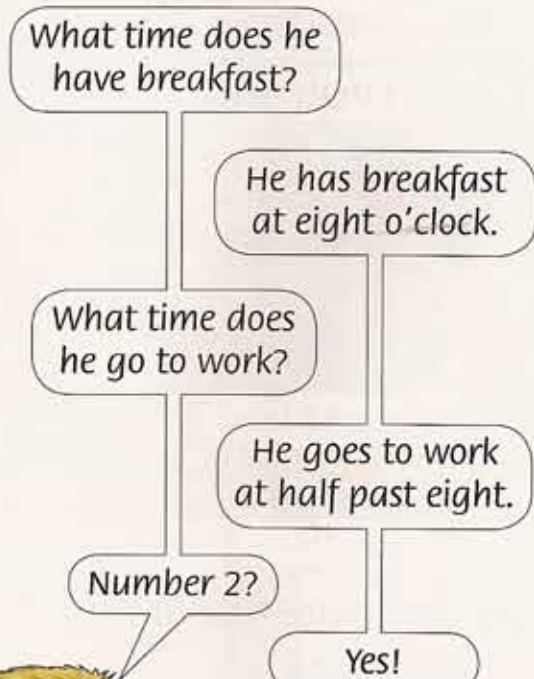
PMB page 41



7 Listen and say which man. 3.5

	1	2	3
	6:30	7:00	7:00
	8:00	8:00	7:30
	9:00	8:30	9:00
	6:00	5:00	5:00
	8:00	7:30	8:00
	11:00	11:00	10:30

8 Play the game.



get up → gets up
have → has
go → goes
leave → leaves

9 Read and answer the questions about a or b.

a

The Incredible Ice Cream Machine

Do you like ice cream?

Try this fantastic ice cream machine.

- It can make hundreds of different ice creams.
- It's easy to use.
- You can buy it from all good shops.

Only **£50.00**

For all the family!
Buy it today!



b

The Incredible Robot

Do you like electronics?

Try this fantastic new toy!
It can walk and it can talk.
It's easy to make.
You can buy it in toy shops.



Only **£25.00!**

For boys and girls from 6 to 10 years old.

Buy it now!

- 1 What can you buy?
- 2 What can it do?
- 3 Where can you buy it?
- 4 How much is it?
- 5 Who is it for?

10 Listen to the song. Then sing. 3.7

song



Toys all around.
I can't decide.
I want them all.
What shall I buy?

I love this doll.
It's really cheap.
It walks and talks.
This doll's for me!

I love this train.
The box looks great.
I want it now.
I just can't wait!

I love this game.
It's on TV.
It's really cool.
This game's for me!

Wait a minute.
What's it like?
Stop and think
Before you buy!



Electrical circuits

Learn to describe electrical circuits

11 Look, listen and repeat. 3.8



bulb



battery



wire



motor



switch

12 Listen, read and answer. 3.9

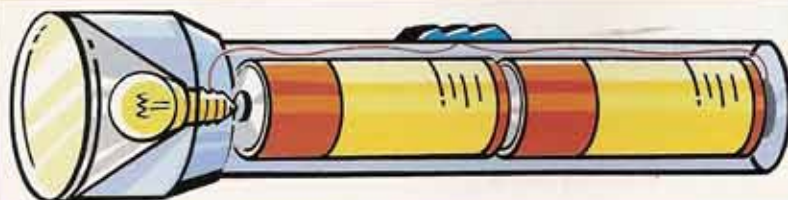


We use electricity every day.
These things use mains electricity.


Mains electricity is very dangerous.
Never touch plugs or switches with wet hands.



Batteries make electricity too.
Look at these things. Which one
doesn't use batteries?



Look inside this torch. It's got an electrical circuit.
Find the bulb, the switch and the batteries.



You can make circuits at home or at school.

Circuits need batteries and wires.
How many batteries are there in this circuit?

There is a switch in this circuit.
Is the switch on or off?




Sometimes circuits don't work.
Check the batteries, the wires and the switch.

13 Read and match.

- 1 Mains electricity
- 2 Batteries
- 3 A torch has got
- 4 You need batteries and wires

- a an electrical circuit.
- b is dangerous.
- c to make a circuit.
- d make electricity.

14 Listen and say which circuit. 3.10



15 Talk about the circuits.



Talk about it!



This circuit has got a switch and two batteries.

Has it got a motor?

Yes.

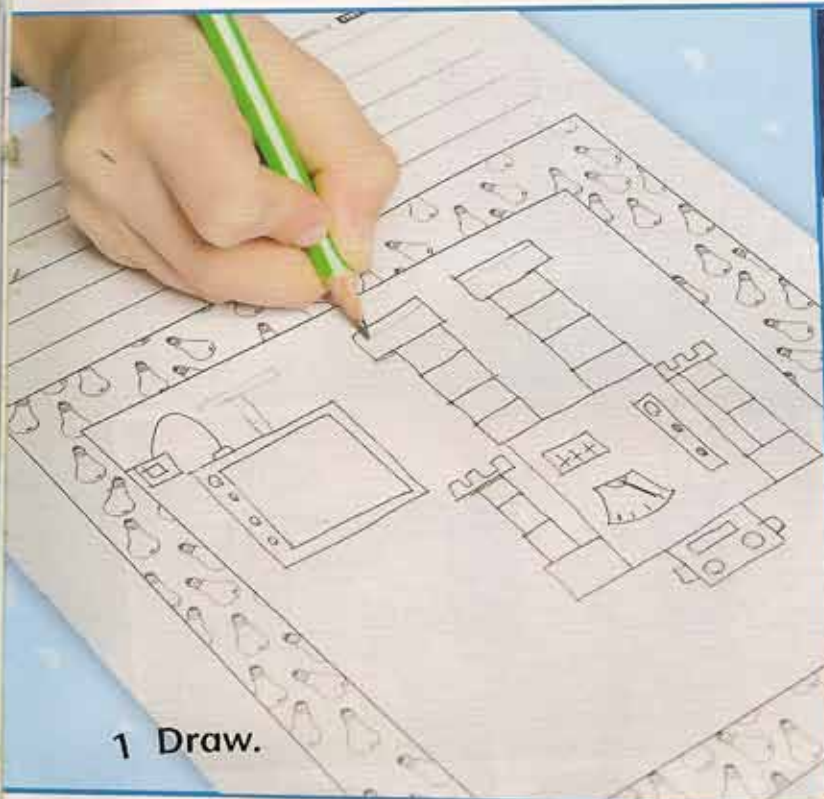
It's got **two batteries** and **a bulb**.

It hasn't got **a motor**.
Has it got **a bulb**?

a motor
a switch
two bulbs

16 Write about things that use electricity.

PMB page 43




1 Draw.



2 Write.

17 Listen, find and repeat. 3.11

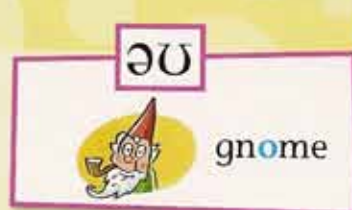
18 Listen and say the chant. 3.12



Noisy toys, noisy toys,
Girls and boys like noisy toys!

Buzz goes the robot.
Ring goes the phone.
Splash goes the motor boat.
Squeak goes the gnome!

Noisy toys, noisy toys,
Girls and boys like noisy toys!




chant

9

The circus

- 1 Look, listen and repeat. 3.13 2 Listen and find. 3.14



- 1 swing on a trapeze 2 ride a horse 3 ride a bike 4 do a handstand
5 juggle 6 walk on your hands 7 do a cartwheel 8 do a headstand
9 do a somersault 10 walk on stilts

3 Ask and answer.

Can you do a handstand?

Yes.

Can you juggle?

No.

The circus star

1 I love circuses!
Me too! Come on, let's go in.



2 In the circus tent ...
I like trapeze artists best.
Me too.
I love her dress!

3 Look at the trapeze artists now. They're juggling!
Wow! That's amazing.
Oh look, there's Coco! Coco, come here!
I think she likes circuses too!

4 Look at that clown.
He's got very long legs! Is he walking on stilts?
Yes. Of course he is!

5 I like acrobats best. Look! He's doing a handstand!
Coco likes acrobats too - look!
Coco, be careful! Where are you going?

6 Oh, no! What's happening?
Poor Coco!



5 Read and find the picture.


- a Coco is riding a horse.
- b The trapeze artists are juggling.
- c Coco is swinging on the trapeze.
- d People are clapping. Coco is a circus star!
- e A clown is walking on stilts.
- f The children go into the circus.
- g Coco is on the trampoline.

6 Which question is in the story? Make more questions.

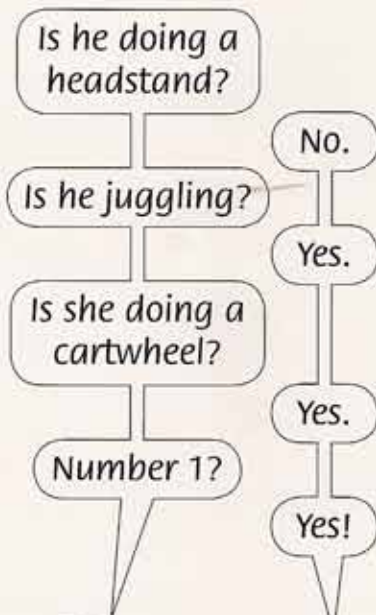
PMB page 46



7 Listen and say which picture. 3.17



8 Play the game.



9 Read and answer the questions.



Posters

a

b

COME TO Flora's Circus

Laugh at the clowns!
Watch the trapeze artists and acrobats!

In Greenhill Park
On Saturday 8th April and Sunday 9th April
At 5.00 pm and 8.00 pm

Tickets: Adults £6.00, children £4.00
Fun for all the family!

Come to our Sports Day

Watch the races! Play games!

At Middleton School
On Wednesday 9th June
From 1.00 pm to 4.00 pm.

Parents and children welcome!
Free drinks and biscuits

- 1 Where is the circus?
- 2 When is the circus?
- 3 Who can come to the circus?

- 4 Where is the sports day?
- 5 When is the sports day?
- 6 Who can come to the sports day?

10 Listen to the song. Then sing. 3.19

song



Run a race, play a game,
If you lose, try again!
Do your best, and play for fun,
Then everyone's a winner!

Run a race – ready, steady, go!
Are you fast, or are you slow?
Do your best, and play for fun,
Then everyone's a winner!

Run a race, play a game,
If you lose, try again!
Do your best, and play for fun,
Then everyone's a winner!



Drawing figures

Draw figures using ovals

11 Look, listen and repeat. 3.20



12 Listen, read and answer. 3.21

How to draw a person with ovals

1



Draw three ovals for the head, the neck and the body.

2



Then draw the shoulders and the hips. **How many ovals are there now?**

3



Now draw the legs and the arms. A leg is two ovals. The ovals overlap at the knees. An arm is two ovals too. The ovals overlap at the elbow.

4



Draw the hands and the feet. **How many ovals are there now?**

5



Check your drawing. Are the legs too long?




Is the head too big?


6

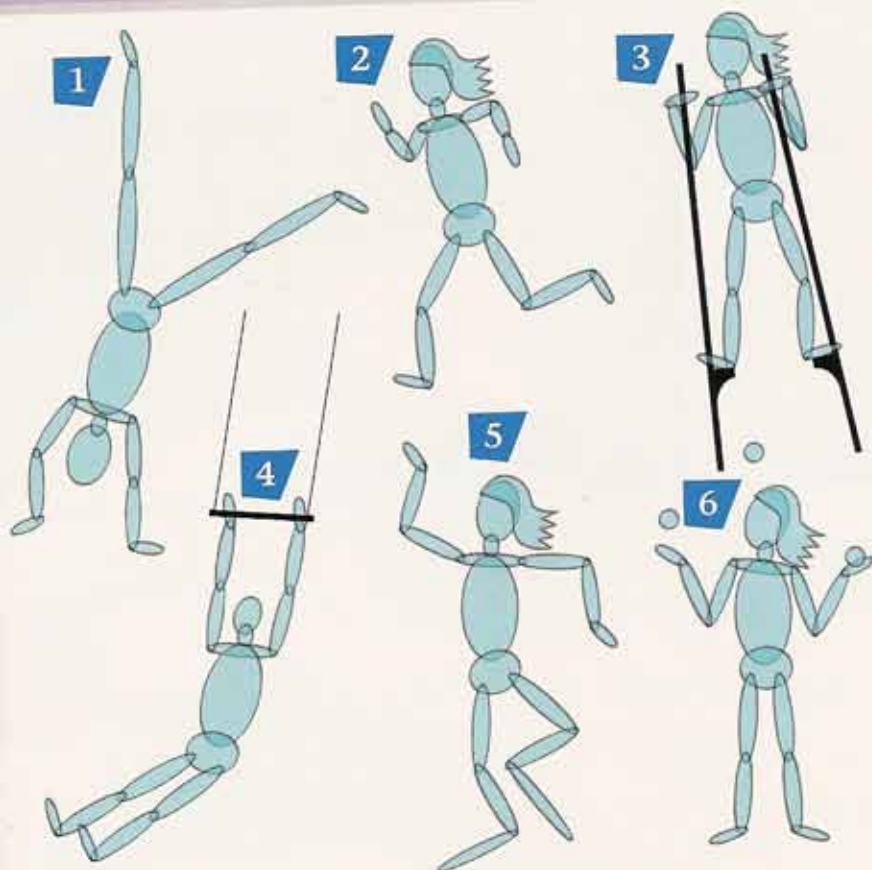


Now finish the picture. Add a face, hair and clothes.

13 Look at the figures. Read and write *true* or *false*. 

- 1 The hips are two small ovals.
- 2 The shoulders are one long oval.
- 3 A leg is two ovals.
- 4 The arm ovals overlap at the knees.

14 Listen and say which picture.  3.22



15 Point to the pictures.
Ask and answer.

What do you think
of this picture?

I think the arms
are too long.

Talk about it!

What do you think of this
picture?

I think it's **fine**.

I think the arms are too **long**.

I think the head is too **small**.

great good OK

short

big

16 Draw a circus figure. PMB page 48

1 Draw with ovals.



2 Draw.



3 Colour.



4 Write.



17 Listen, find and repeat. 3.23

18 Listen and say the chant. 3.24

au



mouse



There's a **m**ouse in a **h**ouse,
There's a **t**iger on a **b**ike,
There's a **c**lown on a **c**ow
There's a **s**pider **c**limbing **h**igh!

There's an **o**wl in a **h**ouse,
There's a **s**pider on a **b**ike,
There's a **f**lower on a **c**ow,
There's a **f**ly **f**lying **b**y!

ai





tiger




chant


Christmas

1 Listen and find. Then write the names and the numbers.  3.25 



2 Read and write *true* or *false*. 

- | | |
|---------------------------------------|---|
| 1 Molly's present has got gold paper. | 5 Finn's present has got a silver ribbon. |
| 2 Jazmin's present is a CD. | 6 Coco can eat her present. |
| 3 The scooter has got a silver bow. | 7 Eve's present is a guitar. |
| 4 The car has got a gold bow. | |

3 Listen to the song. Then sing.  3.26

Valentine's Day

1 Read and listen. Write the names and numbers. 3.27



Mum



Dad



Grandpa



Grandma



Molly



Luke

On Valentine's Day, in some countries, people give coupons to their friends and family. The coupon is a promise to do something for someone.

1



This coupon is for
making breakfast



2



This coupon is for
doing the shopping



3



This coupon is for
helping in the kitchen



4



This coupon is for
washing the car



5



This coupon is for
watching a special film



6



This coupon is for
having a special pizza



7



This coupon is for
cleaning the bathroom





Environment Day



1 Read the sentences and find the pictures.

Put glass in the glass bin!

Use plastic bags again!

Put plastic in the plastic bin!

Pass on your clothes!

Use less water!

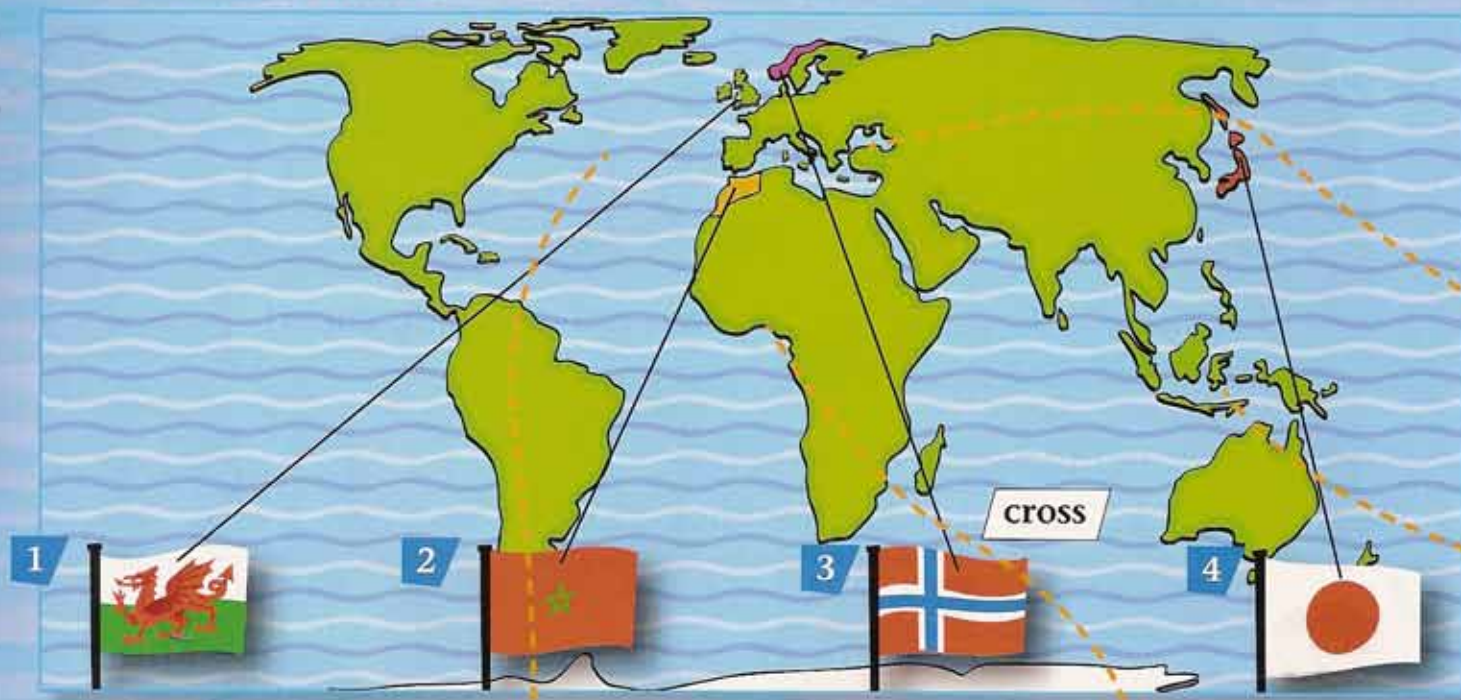
Save old wrapping paper!

2 Listen and write the numbers. 3.28
Then say *recycle*, *reuse* or *reduce* for each picture.



My country

1 Read. Then listen and find.  3.29



I'm Khadija. I'm from Morocco.
We speak Arabic in our country.

I'm Bethan. I'm from Wales.
We speak English and Welsh here.

I'm Mikko. I'm from Norway.
We speak Norwegian here.



I'm Shogo. I'm from Japan.
We speak Japanese in our country.



2 Read, find and answer.

1

She's wearing a red hat.
Her coat is red, too. She's
got two flags on her face.
Where is she from?



2

His hat is black, red
and white. His face is
red and white.
Where is he from?



3

He's got a flag on his
nose. He's wearing a
red, white and blue hat.
Where is he from?



My town

1 Read. Then listen and find. 3.31



Khadija



Mikko



Bethan




Shogo



market

Let's go shopping!

Marrakech




square

Look at this snake!



Conwy


It's very small!



castle

I love this castle.

Bergen



I can see the sea!




Look at this fish!

Osaka



This is my favourite place.




building

It's very tall!

2 Read, find and answer true or false.

- 1 In Conwy, you can visit a very old castle.
- 2 Marrakech has got a big fish market.
- 3 In Osaka, you can climb tall mountains.
- 4 Bergen is next to the sea.
- 5 Osaka is a big city.
- 6 Conwy has got many tall buildings.
- 7 In Marrakech, you can watch snakes in the square.
- 8 In Bergen you can buy frogs in the market.

Sport in my country

1 Read. Then listen and find.  3.33



Khadija



Mikko



Bethan



Shogo



rugby


There are fifteen players
in a rugby team.



baseball

There are nine players
in a baseball team.

3



running

Running is a popular sport.

4

dog sledding



Dog sledding races are very fast!

2 Read and say the name.



This is Frida and her dog, Odin.



This is Ami.

- 1 She lives in Japan.
- 2 She trains in the winter.
- 3 She plays on a team.
- 4 She lives in Norway.
- 5 She trains with a team of dogs.

- 6 She wears a cap and a uniform.
- 7 She goes to races at the weekend.
- 8 She plays in the summer.
- 9 She wears a big coat and boots.
- 10 She uses a bat and ball.

Syllabus

Unit	Structures	Vocabulary	'Learning through English' topic and language
Starter Unit	Personal information questions When's your birthday? It's on the (twenty-third of October). What's your phone number? What's your surname? What's your name? How old are you? I'm ...	Ordinal numbers first, second, third ... Months of the year January, February, March, April, May, June, July, August, September, October, November, December	
1	Prepositions behind, in front of, next to, in, on, under is / are The (glasses) are next to the (bag). Where are my ...? They're ... They aren't ... Are they ...? It's ... The (cat's) in the (bag). I've got (sweets and a magazine).	Personal possessions bag, cat, cards, football, glasses, magazine, rollerblades, sweets, umbrella, watch Days of the week Monday, Tuesday, Wednesday, Thursday, Friday, Saturday, Sunday	<i>Maths: Telling the time</i> Time phrases What's the time? It's seven o'clock. It's quarter past seven. It's half past seven. It's quarter to eight. morning, night, afternoon, evening
2	Possessive adjectives his / her What colour's his jacket? What colour are her shoes? this / these, possessive 's This is (Luke's CD). These are (Molly's shoes). Present continuous with wearing What's he / she / Finn wearing? He's / She's wearing ...	Clothes belt, cap, coat, dress, gloves, scarf, shoes, shirt, tights, tracksuit, trainers, trousers	<i>Art: Portraits</i> Adjectives to describe people rich, poor, serious, angry, happy, sad
3	have got Have you got a (torch)? Have you got any (brothers)? I haven't got a / any ... is / are, prepositions Is the (comb) on the (bed)? No, it's on the (chair). Are the (pyjamas) under the (table)? No, they're on the (bed).	Camping things blanket, book, comb, mat, pillow, pyjamas, sleeping bag, sunglasses, teddy, toothbrush, torch, towel	<i>Music: Describing music</i> Adjectives to describe music high, low, fast, slow, loud, quiet
4	has got Has he got a (guinea pig)? Has she got a (lizard)? He / She hasn't got ... He / She's got ... like Do you like (guinea pigs)? I like / don't like (snails).	Animals ant, butterfly, canary, fish, guinea pig, lizard, parrot, rabbit, snail, snake, stick insect, tortoise	<i>Science: Insects</i> Insects fly, bee, ladybird, grasshopper, dragonfly

Unit	Structures	Vocabulary	'Learning through English' topic and language
5	like He likes / doesn't like ... Does he / she like? is / are How much is (flour)? It's ... How much are (strawberries)? They're ...	Food asparagus, biscuits, broccoli, butter, cheese, cocoa, coconuts, eggs, flour, spinach, strawberries, sugar	<i>Science: Fruit and vegetables</i> Parts of a plant flower, fruit, leaf, stem, root, seed
6	Prepositions opposite There is/are There's a (slide). There are (eight swings). Is there a ...? Are there any ...? Where's the (shopping centre)? It's (next to) the (park).	Places in a town bus station, car park, cinema, library, park, post office, restaurant, school, shopping centre, supermarket, swimming pool	<i>Geography: Maps</i> Places in the countryside beach, bridge, path, picnic area, river, shop, wood
7	Present simple Do you play (chess)? Do you do (judo)? I play (tennis). I don't do (judo). Is there a (tennis) class on Monday? There's (football) on Monday.	Sports badminton, baseball, basketball, chess, football, gymnastics, hockey, judo, table tennis, tennis, volleyball	<i>Maths: Fractions</i> Football things drum, flag, hat, T-shirt, wig half, quarter, three quarters
8	Present simple What time does he (have breakfast)? What time does he (leave work)? He has / leaves / gets / goes ... He works in (Middleton). He doesn't work in (Middleton). Do you get up at (eight o'clock)? No, I get up at (seven o'clock).	Daily routines get up, have a shower, have breakfast, go to work, go to school, have lunch, leave work, leave school, have dinner, go to bed	<i>Science: Electrical circuits</i> Electrical components bulb, battery, wire, motor, switch
9	Present continuous Is she (walking on stilts)? Is he (riding a bike)? We're (walking). They're (swimming). I'm (jumping). can (ability) I can (do a somersault). I can't (walk on my hands). Can you (juggle)?	Circus actions do a cartwheel, do a headstand, do a somersault, juggle, ride a bike, ride a horse, swing on a trapeze, walk on stilts, walk on your hands	<i>Art: Drawing figures</i> Parts of the body elbow, foot, hand, head, hip, knee, neck, shoulder

Wordlist

Starter Unit

January /dʒənjuəri/
February /februəri/
March /mɑːtʃ/
April /eɪprəl/
May /meɪ/
June /dʒuːn/
July /dʒʊli/
August /ɒɡəst/
September /septembə(r)/
October /ɒktəbə(r)/
November /nəʊvembə(r)/
December /disembə(r)/

Unit 1

afternoon /ɑːftənuːn/
at school /ətˈskuːl/
bag /bæg/
bed /bed/
big hand (clock) /bɪg hænd/
board games /bɔːd geɪmz/
bus /bʌs/
Can you ...? /kæn juː/
cards /kɑːdz/
carry /kæri/
cat /kæt/
clock /klɒk/
club /klʌb/
digital /dɪdʒəl/
drink (n) /drɪŋk/
evening /ˈiːvɪŋ/
everyone /ˈevriwʌn/
face (clock) /feɪs/
football /fʊtbɔːl/
frog /frɒɡ/
glasses /ˈglɑːsɪz/
Go away! /ɡəʊ əweɪ/
have fun /hæv fʌn/
hour /aʊə(r)/
I like ... /aɪ laɪk/
I love ... /aɪ lʌv/
join /dʒɔɪn/
magazine /ˈmægəziːn/
member /membə(r)/
mess /mes/
mint /mɪnt/
minute /mɪnɪt/
morning /ˈmɔːnɪŋ/
night /naɪt/
outing /aʊtɪŋ/
place /pleɪs/
poor cat /pʊə kæt/
rollerblades /ˈrɒləbleɪdz/
Scat! /skæt/
second /sekənd/
sweets /swiːts/
trip /trɪp/
umbrella /ʌmˈbrelə/
watch /wɒtʃ/
wear /weə(r)/
welcome /welkəm/
What a mess! /wɒt ə mes/

Unit 2

abstract /æbstrækt/
amazing /əˈmeɪzɪŋ/
angry /ˈæŋɡri/
autograph /ˌɔːtəɡrɑːf/
belt /belt/
bottom half /ˈbɒtəm haːf/
Brilliant! /brɪˈlɪənt/
cap /kæp/
coat /kəʊt/
coffee /kəfiː/
drawing /dɹɔːɪŋ/
dress /dres/
eighty pence /eɪtiˈpens/
energy /enədʒi/
fantastic /fænˈtæstɪk/
gloves /ɡlʌvz/
happy /hæpi/
Here you are. /hɪə juː ɑː(r)/
I like ... /aɪ laɪk/
I think ... /aɪ θɪŋk/
manager /ˈmænɪdʒə(r)/
menu /ˈmenjuː/
one pound fifty
/wʌn paʊnd fɪfti/
painting /ˈpeɪntɪŋ/
poor /pɔː(r)/
portrait /ˈpɔːtreɪt/
realistic /rɪˈælɪstɪk/
rich /rɪtʃ/
sad /sæd/
scarf /skɑːf/
serious /ˈsɪəriəs/
shirt /ʃɑːt/
shoes /ʃuːz/
snack bar /ˈsnæk bɑː(r)/
tea /tiː/
team /tiːm/
tights /taɪts/
top half /tɒp haːf/
tracksuit /ˈtræksuɪt/
trainers /ˈtreɪnəz/
trousers /ˈtraʊzəz/
vanilla /vænɪlə/
Well done! /welˈdʌn/

Unit 3

bear /beə(r)/
blanket /ˈblæŋkɪt/
book /bʊk/
certificate /səˈtɪfɪkət/
clubhouse /ˈklʌbhəʊs/
comb /kəʊm/
Congratulations!
/kɒŋɡrætʃʊleɪʃnz/
Don't forget ... /dɒnt fəˈɡet/
everything /ˈevrɪθɪŋ/
fast /fɑːst/
high /haɪ/
hook /hʊk/
I can't find ... /aɪ kɑːnt faɪnd/
I'm happy to be me!
/aɪm hæpi tə biː miː/

I think it sounds like ...

/aɪ θɪŋk ɪt saʊndz laɪk/
Let's check it. /lets tʃek ɪt/
Look, here's ... /lʊk, hɪəz/
loud /laʊd/
low /ləʊ/
mat /mæt/
owl /əʊl/
pillow /ˈpɪləʊ/
pyjamas /ˈpɪdʒɑːməz/
quiet /kwaɪət/
ready /ˈredi/
scaredy cat /ˈskeədi kæt/
scared (of) /ˈskeəd əv/
sleeping bag /ˈsliːpɪŋ bæɡ/
slow /sləʊ/
spotty /ˈspɒti/
sunglasses /ˈsʌŋɡləsɪz/
teddy /ˈtedi/
the dark /ðəˈdɑːk/
tidy /ˈtiːdi/
toothbrush /ˈtuːθbrʌʃ/
torch /tɔːtʃ/
towel /taʊl/
What else? /wɒt els/

Unit 4

abdomen /ˈæbdəməːn/
address /əˈdres/
ant /ænt/
antennae /ænˈtenɪː/
beautiful /bjuːtɪfl/
bee /biː/
boring /ˈbɔːrɪŋ/
butterfly /ˈbʌtəflaɪ/
canary /kəˈneəri/
Can I ...? /kæn aɪ/
chameleon /kəˈmiːliən/
change colour /tʃeɪndʒ kələ(r)/
crawl /krɔːl/
dragonfly /ˈdræɡnflaɪ/
field /fiːld/
fish /fɪʃ/
fly /flaɪ/
fun /fʌn/
grass /ɡrɑːs/
grasshopper /ˈɡrɑːshɒpə(r)/
guinea pig /ˈɡɪni piɡ/
head /hed/
I can't find ... /aɪ kɑːnt faɪnd/
It can ... /ɪt kæn/
It can't ... /ɪt kɑːnt/
It's ... /ɪts/
It's got ... /ɪts ɡɒt/
jungle /ˈdʒʌŋɡl/
ladybird /ˈleɪdɪbəːd/
lay eggs /leɪˈegz/
legs /leɡz/
lizard /ˈlɪzəd/
mountain /ˈmaʊntɪn/
owner /ˈəʊnə(r)/
parrot /ˈpærət/
postcard /ˈpəʊstkɑːd/

python /ˈpaɪθən/
queen bee /kwɪn biː/
rabbit /ˈræbɪt/
reptile /ˈreptail/
sea /siː/
Shame! /ʃeɪm/
snail /sneɪl/
snake /sneɪk/
spider /ˈspaɪdə(r)/
stamp (v) /stæmp/
stick insect /ˈstɪk ɪnsekt/
sting /stɪŋ/
stripy /ˈstripi/
teeth /tiːθ/
thorax /θɒˈræks/
Too bad! /tuː bəd/
tortoise /ˈtɔːtɔɪs/
wings /wɪŋz/
world /wɜːld/
What's the matter?
/wɒts ðəˈmætə(r)/
Who's ...? /huːz/

Unit 5

asparagus /əˈspærəɡəs/
birthday /ˈbɜːθdeɪ/
biscuits /ˈbɪskɪts/
bowl /bəʊl/
breakfast /ˈbrekfəst/
broccoli /brəˈkɒli/
butter /ˈbʌtə(r)/
cake /keɪk/
cheese /tʃiːz/
chop /tʃɒp/
chocolate /tʃɒkələt/
cocoa /ˈkəʊkəʊ/
cocoa beans /ˈkəʊkəʊ biːnz/
coconut /ˈkəʊkənʌt/
delicious /dɪˈlɪʃəs/
eggs /egz/
flour /flaʊə(r)/
flower /flaʊə(r)/
fork /fɔːk/
fruit /fruːt/
glass /ɡlɑːs/
jar /dʒɑː(r)/
leaf /liːf/
Let's buy ... /lets baɪ/
Look out! /lʊk aʊt/
maize /meɪz/
mash /meʃ/
mayonnaise /meɪˈɒneɪz/
melon /ˈmelən/
mouse /maʊs/
mice /maɪs/
Off you go! /ɒf ju ɡəʊ/
paper /ˈpeɪpə(r)/
pasta /ˈpæstə/
pizza /ˈpɪtsə/
plate /pleɪt/
present /ˈpreznt/
Ready, steady, go!
/ˈredi stedi ɡəʊ/
recipe /ˈresəpi/

root /ru:t/
 rubber /'rʌbə(r)/
 ruler /'ru:lə(r)/
 salad /'sæləd/
 sauce /sɔ:s/
 scissors /'sɪzəz/
 scoop /sku:p/
 seed /si:d/
 shake /ʃeɪk/
 soup /su:p/
 spinach /'spɪnədʒ/
 sprinkles /'sprɪŋklz/
 stem /stem/
 stop /stɒp/
 strawberries /'strɒbɛrɪz/
 sugar /'ʃʊɡə(r)/
 tea leaves /'ti: li:vz/
 teatime /'ti:taim/
 top /tɒp/
 tray /treɪ/
 We need ... /wi: ni:d/
 We use ... /wi: ju:z/
 What are you doing?
 /wɒt ə ju: dʊɪŋ/
 We're making ... /wi: meɪkɪŋ/

Unit 6

adults /'ædʌltz/
 adventure /ədventʃə(r)/
 babies /'beɪbɪz/
 banana skin /bə'nænə skɪn/
 beach /bi:tʃ/
 bridge /brɪdʒ/
 bus station /'bʌs steɪʃn/
 car park /'kɑ: pɑ:k/
 cinema /'sɪnəmə/
 Come and see ... /kʌm ənd si:/
 Cross the ... /krɒs ðə/
 Don't drop rubbish.
 /dɒnt drɒp 'rʌbɪʃ/
 drive /draɪv/
 enormous /ɪnə'məs/
 Excuse me? /ɪk'skju:z mi:/
 Here is ... /hə(r) ɪz/
 I can see ... /aɪ kən si:/
 island /'aɪlənd/
 It's great! /ɪts greɪt/
 It's mine! /ɪts maɪn/
 It's over there. /ɪts əvə 'ðeə(r)/
 key /ki:/
 late /leɪt/
 library /'laɪbrəri/
 map /mæp/
 Me first! /mi: fɜ:st/
 opening times /'əʊpɪŋ taɪmz/
 park /pɑ:k/
 picnic area /'pɪknɪk eɪrə/
 post office /'pəʊst ɒfɪs/
 Put your rubbish in a bin.
 /pʊt jə: 'rʌbɪʃ ɪn ə 'bɪn/
 restaurant /'restərɒnt/
 Return to ... /rɪ'tʃu:n tə/
 river /'rɪvə(r)/
 school /sku:l/
 shop /ʃɒp/
 shopping centre
 /'ʃɒpɪŋ sentə(r)/
 slide /slaɪd/
 Start at ... /sta:t ət/

street /stri:t/
 supermarket /'sʊpəmə:kʊt/
 swimming pool /'swɪmɪŋ pu:l/
 swing /swɪŋ/
 symbol /'sɪmbəl/
 train station /treɪn steɪʃn/
 This is ... /ðɪs ɪz/
 town /taʊn/
 visitors /'vɪzɪtəz/
 Walk to ... /wɔ:k tə/
 Where are ...? /weə(r) ə/
 Where's ...? /weəz/
 wood /wud/

Unit 7

badminton /'bædmɪntən/
 baseball /'beɪsbɔ:l/
 basketball /'bɑ:skɪtbɔ:l/
 Can I help you?
 /kən aɪ help ju:/
 chess /tʃes/
 Come on! /kʌm ɒn/
 Don't feed the animals.
 /dɒnt fi:d ði 'æniməlz/
 Don't run in the hall.
 /dɒnt rʌn ɪn ðə hɔ:l/
 drum /drʌm/
 farm /fɑ:m/
 feed /fi:d/
 flag /flæɡ/
 football /'fʊtbɔ:l/
 free /fri:/
 gymnastics /dʒɪmnæstɪks/
 half (of) /hɔ:f/
 hat /hæt/
 hedge /hedʒ/
 hockey /'hɒki/
 hole /həʊl/
 I prefer ... /aɪ prɪfə(r)/
 I want to ... /aɪ wɒnt tə/
 ladder /'lædə(r)/
 Let me see. /let mi: si:/
 judo /'dʒu:doʊ/
 On the other side.
 /ɒn ði əðə 'saɪd/
 over /əʊvə(r)/
 (a) quarter (of) /'kwɔ:tə(r)/
 pass /pɑ:s/
 pencil sharpener
 /'pensl ʃɑ:pənə(r)/
 scarf /skɑ:f/
 signs /saɪnz/
 souvenir /su:vəniə(r)/
 special offer /speʃl 'ɒfə(r)/
 square /skweə(r)/
 table tennis /'teɪbəl tenɪs/
 tennis /tenɪs/
 three quarters (of) /θri: 'kwɔ:təz/
 timetable /'taɪmti:bl/
 tractor /'træktə(r)/
 T-shirt /'ti:ʃɜ:t/
 volleyball /'vɒlibɔ:l/
 We can ... /wi: kən/
 What about me?
 /wɒt əbaʊt mi:/
 What are you doing?
 /wɒt ə ju: dʊɪŋ/
 wig /wɪɡ/
 with /wɪð/

without /wɪðaʊt/
 You're too small. /jə: tu: smɔ:l/

Unit 8

advert /ədveɪt/
 around /ə'raʊnd/
 At last! /ət 'lɑ:st/
 battery /'bætəri/
 Be careful! /bi: 'keəfəl/
 bulb /bʌlb/
 cheap /tʃi:p/
 circuit /'sɜ:kɪt/
 cool /ku:l/
 dangerous /'deɪndʒərəs/
 decide /dɪ'saɪd/
 draw /drew/
 electronics /ɪlek'trɒnɪks/
 get up /get 'ʌp/
 go to bed /gəʊ tə 'bed/
 go to work /gəʊ tə 'wɜ:k/
 have a shower /hæv ə 'ʃaʊə(r)/
 have breakfast /hæv brekfəst/
 have dinner /hæv 'dɪnə(r)/
 have lunch /hæv lʌntʃ/
 Help me ... /help mi:/
 I just can't wait!
 /aɪ dʒʌst kæn't weɪt/
 inventor /ɪn'ventə(r)/
 It doesn't work! /ɪt dɒznt 'wɜ:k/
 I think it's fine. /aɪ θɪŋk ɪts faɪn/
 leave work /li:v 'wɜ:k/
 machine /mə'ʃi:n/
 mains electricity
 /meɪnz ɪlek'trɪsəti/
 motor /'məʊtə(r)/
 My robot makes ...
 /maɪ 'rɒbɒt meɪks/
 Never ... /nevə(r)/
 Not far away. /nɒt fɑ: 'əweɪ/
 Not too quick! /nɒt tu: kwɪk/
 oval /əʊvəl/
 plug it in /plʌɡ ɪt ɪn/
 robot /'rɒbɒt/
 sometimes /səm'taɪmz/
 Stop and think! /stɒp ənd θɪŋk/
 switch /swɪtʃ/
 Switch it on. /swɪtʃ ɪt 'ɒn/
 There's a traffic jam!
 /ðeəz ə 'træfɪk dʒæm/
 today /tə'deɪ/
 Wait a minute. /weɪt ə mɪnɪt/
 What do you think of ...?
 /wɒt də ju: θɪŋk ɒv/
 What shall I buy?
 /wɒt ʃəl aɪ baɪ/
 What's it like? /wɒts ɪt laɪk/
 Where does he work?
 /weə dɒz hi: 'wɜ:k/
 wire /waɪə(r)/
 workshop /'wɜ:kʃɒp/

Unit 9

circus tent /'sɜ:kəs tent/
 do a cartwheel /du: ə 'kɑ:twi:l/
 do a handstand
 /du: ə 'hændstaend/
 do a somersault
 /du: ə 'sɒməsɔ:lt/
 do your best /du: jə: 'best/

elbow /'elbəʊ/
 Everyone's a winner!
 /'evriwʌnz ə 'wɪnə(r)/
 fall /fɔ:l/
 foot /fʊt/
 fun /fʌn/
 hand /hænd/
 head /hed/
 hip /hɪp/
 I can do that, too.
 /aɪ kən du: ðæt tu:/
 I like ... best. /aɪ laɪk ... best/
 I love ... /aɪ lʌv/
 juggle /'dʒʌɡl/
 laugh /lɑ:f/
 lose /lu:z/
 knee /ni:/
 neck /nek/
 poster /'pəʊstə(r)/
 races /reɪsɪz/
 ride a bike /raɪd ə baɪk/
 ride a horse /raɪd ə hɔ:s/
 shoulder /'ʃəʊldə(r)/
 sports day /'spɔ:ts deɪ/
 (a) star! /stɑ:(r)/
 try again /traɪ əɡeɪn/
 swing on a trapeze
 /swɪŋ ɒn ə træpɪz/
 walk on stilts /wɔ:k ɒn 'stɪltz/
 walk on your hands
 /wɔ:k ɒn jə: 'hændz/

Festivals

Christmas /'krɪsməs/
 bow /bəʊ/
 Father Christmas
 /'fɑ:ðə(r) 'krɪsməs/
 label /leɪbl/
 paper /'peɪpə(r)/
 reindeer /'reɪndɪə(r)/
 ribbon /'rɪbɪn/
 Valentine's Day
 /'veləntaɪnz deɪ/
 coupon /'ku:pən/
 Environment Day
 /ɪnvaɪrənmənt deɪ/
 recycle /rɪ'saɪkl/
 reduce /rɪ'dju:s/
 reuse /rɪ'ju:z/

Children around the world

stripe /straɪp/
 cross /krɒs/
 Morocco /mə'rɒkəʊ/
 Wales /weɪlz/
 Norway /nɔ:'weɪ/
 Japan /dʒə'pæn/
 Arabic /æ'ræbɪk/
 Welsh /welʃ/
 Norwegian /nɔ:'weɪdʒn/
 Japanese /dʒə'peɪni:z/
 market /'mɑ:kɪt/
 castle /kɑ:sl/
 building /'bɪldɪŋ/
 running /'rʌnɪŋ/
 dog sledding /dɒɡ sledɪŋ/
 rugby /'rʌɡbi/
 baseball /'beɪsbɔ:l/